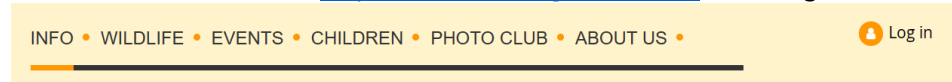


## FOH NWR Nature Photography Club – Members Directory

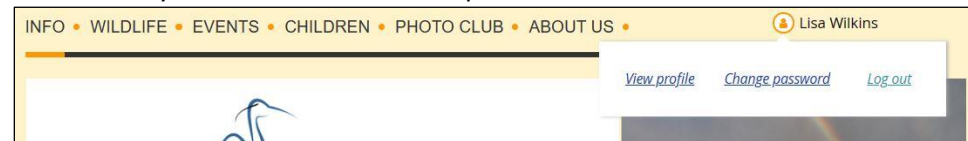
The Photo Club Members Directory lets you share your contact information and camera type with other members.

### Update your profile to add your camera info and change privacy settings.

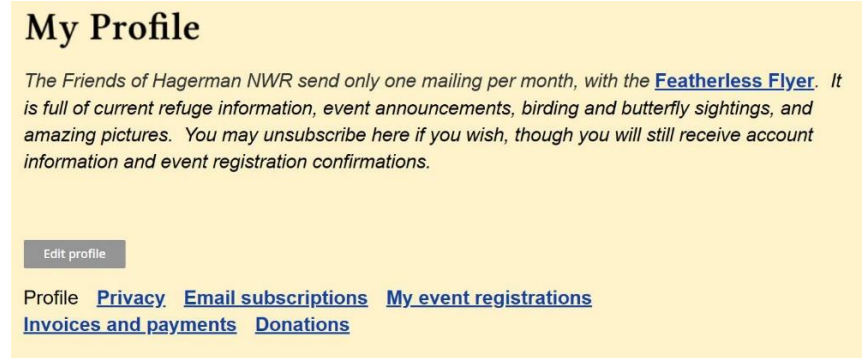
1. Go to FOH website at <https://friendsofhagerman.com>. Click Log in.



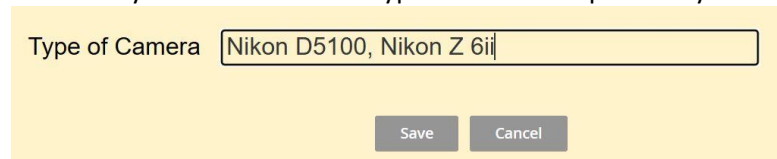
2. Click on your name. Click on View profile.



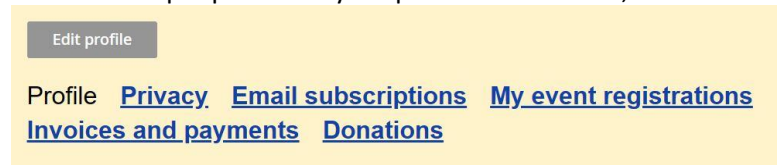
3. Click on Edit profile.



4. Enter your camera info in Type of Camera. Update any other profile information fields. Click Save.



5. To allow people to see your profile information, click on Privacy.



6. Click on Edit profile.



7. Check the box Show profile to others. For each detail (e.g., first name, email, type of camera) of your profile select what you want others to see by checking Anybody, Members, or No access. Be sure to check Anybody or Members for Type of Camera. Click Save.

Save Cancel

[Profile](#) [Privacy](#) [Email subscriptions](#) [Donations](#)

Show profile to others

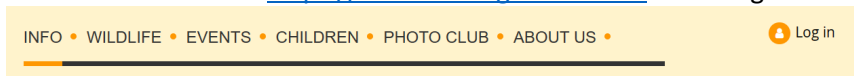
Details to show  
(in member directories, forum and blog posts)

	Anybody	Members	No access
<input checked="" type="checkbox"/> Send message form	<input type="radio"/>	<input checked="" type="radio"/>	<input type="radio"/>
<input checked="" type="checkbox"/> Membership level	<input type="radio"/>	<input type="radio"/>	<input checked="" type="radio"/>
User ID	<input type="radio"/>	<input type="radio"/>	<input checked="" type="radio"/>
First name	<input type="radio"/>	<input checked="" type="radio"/>	<input type="radio"/>
Last name	<input type="radio"/>	<input checked="" type="radio"/>	<input type="radio"/>
Email	<input type="radio"/>	<input checked="" type="radio"/>	<input type="radio"/>
Phone	<input type="radio"/>	<input checked="" type="radio"/>	<input type="radio"/>
Company	<input type="radio"/>	<input type="radio"/>	<input checked="" type="radio"/>
Address1	<input type="radio"/>	<input type="radio"/>	<input checked="" type="radio"/>
Address2	<input type="radio"/>	<input type="radio"/>	<input checked="" type="radio"/>
City	<input type="radio"/>	<input checked="" type="radio"/>	<input type="radio"/>
State	<input type="radio"/>	<input checked="" type="radio"/>	<input type="radio"/>
Zip	<input type="radio"/>	<input type="radio"/>	<input checked="" type="radio"/>
Type of Camera	<input type="radio"/>	<input checked="" type="radio"/>	<input type="radio"/>

Save Cancel

### View Photo Club Members Directory.

Go to FOH website at <https://friendsofhagerman.com>. Click Log in.



Click on PHOTO CLUB. Click on PHOTO CLUB MEMBERS DIRECTORY.

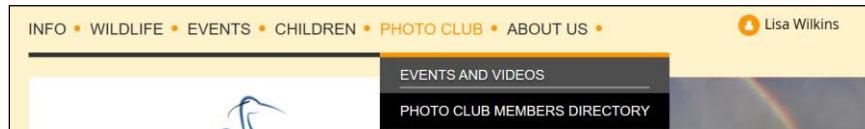


Photo Club Directory will appear with Names, Contact Info, and Type of Camera details. (Details not shown in example below to protect data.)

### The Photo Club Directory

- To be included in this directory, please log in and update your privacy settings to specify the contact information you would like to share with the group.
- Only Photo Club members who have updated their privacy settings are included in this directory.
- Only Photo Club members have access to this directory.

[Advanced search...](#)

Search:  Found: 7

Name	Type of Camera
------	----------------